

Schedule of Summer Classes 2026

Sign-ups Coming Soon

The Quilter's Market Summer Hours

May 1 - Aug 31
Monday-Saturday
9:00am to 4:00pm
Closed Sunday

We are excited, our new Summer schedule has some fun new classes, some old favorites, and a ton of fun. Can't wait for you to join us!

A Note About Bee Sign-ups:

So that everyone has an opportunity to participate in some classes, such as Ladies Day In, Sew w/Hyde, and Great Sew In, we will be limiting sign-ups for just 2 bees per person at a time.

Important: If you are going to be late for a scheduled class, please make prior arrangements with your instructor. If you do not make prior arrangements, students arriving 30 minutes late will forfeit the class. Cancelling a class must be done 7 days prior to the scheduled class to receive a refund. Refunds will be given in the form of a gift card.



SOME NEW CLASSES

Curvy Mosaic
Daisy
Flower Toss
Machine Applique Club
Pop Star
Rio Samba

POPULAR CLASSES

Octagon Star
Scrap Petal Garden
Sew Fun w/Hyde
Steampunk Fairytale



CLUBS



Machine Applique Club



Keith's Machine Applique Club is a great place to 1) start a new project, 2) make progress on an existing project, or 3) improve your skills practicing on some new shapes. Demonstrations and examples will focus on edge turning and stitching teardrop and rectangle shapes from a Rex Ray inspired table runner. You're also very welcome to work on (and get help with) any other turned-edge machine applique project. Take one or two sessions, or join the club and take many - you get to choose.

Prerequisite: One of Keith's Turned Edge Machine Applique classes is strongly encouraged before joining the Machine Applique Club.

Instructor: Keith Dommer

Cost: \$30 per class

Class is 10:00am – 3:30pm

Dates: 3rd Saturday's starting June 20 or July 18, or August 15



CHARITY EVENTS

Beads of Courage

Come join us for the making of more beads of courage bags in our next charity class. Thank you to all who helped make the 1,279 bags in class and at home that have been delivered to the program since we started this charity class in 2023. This is a great way to use your kid friendly fabric and help out children enrolled in this program at the same time.



Instructor: Mary Ann Solano

Cost: \$7.50

Date: Tuesday, 5/19 @ 1:00pm to 3:30pm

Heads of Ease Pillow Case

We are holding another charity class to make more pillowcases for the Heads at Ease program. The pillowcases are sent to deployed service members across the world. Thank you to all who helped make the 613 pillowcases that have been delivered to this program since we started this charity class in 2023



Instructor: Mary Ann Solano

Cost: \$7.50

Date: Tuesday, 5/19 @ 9:30am to 12:00 noon



BEES

Great Sew-In

Do you have quilting projects that are in slow progress or hidden away that you have rediscovered? Now is the time to get some uninterrupted sewing time. So come sit and sew with Mary Ann to move your quilting project towards completion.

Instructor: Mary Ann Solano

Cost: \$15

Class is 9:30am– 3:30pm

May 14, or June 15, or July 27, or August 31

*Class not eligible for 10% discount

Ladies Day In

Join Mary Ann for a fun day of sewing, bring whatever you would like to work on, and we'll provide the space and help as needed on your quilting project.

Instructor: Mary Ann Solano

Cost: \$15

Class is 9:30am– 3:30pm

May 25, or June 11, or July 9, or August 4

*Class not eligible for 10% discount



***Class sign ups limited to 2 classes per person. For All sewing Bees**



SKILL BUILDERS

Cost: All Skill Builder Classes are \$25

Skill Builder: Binding & Blocking Things

A nicely done binding is the perfect finish to any quilt, but the binding process can be intimidating if you don't know the basics. Join Susie and learn some pointers that will help you bind your quilts with nice straight edges and perfectly mitered corners. She will also demonstrate when and why blocking is such an important part of the finishing process.

Instructor: Susie Weaver

Date: Thursday, 6/4 @ 10:00am to 2:00pm

Skill Builder: Little Things

The demonstration workshop covers fabric preparation, tools & equipment, rotary skill improvement, better sewing habits, pressing techniques, freezer paper stress reducing tips, demonstrations aimed at making quilts less stressful and more fun by doing a few simple little things differently. Everyone needs to bring their rotary cutters, problem blocks, bad habits, questions, and a snack.

Instructor: Susie Weaver

Date: Monday, 5/4 @ 10:00am to 2:00pm

Skill Builder: Squaring Up & Border Things

While this often overlooked (or skipped) step in the quilting process is probably the least fun part, squaring up can have a huge impact on both the process and the finishing product. Susie will share many of her techniques from squaring simple blocks to squaring up large quilt projects in preparation for adding the borders. She will present plenty of border application information as well. Bring problems and questions.

Instructor: Susie Weaver

Date: Thursday, 5/21 @ 10:00am to 2:00pm





BEGINNING QUILTERS


Beginning Machine Quilting

You really CAN quilt on your home machine. Come join Kathie for a day of fun, learning the basics of machine quilting including layering & basting, even-feed and free motion quilting. There will be lots of tips and ideas plus plenty of time for practice and play. You will come away with a good foundation so you will have the confidence to work on your own quilts.

Instructor: Kathie Miller

Cost: \$40

Date: Friday, 5/22 @ 9:30am to 3:30pm



Color 101—It's More Than Color

The color wheel is helpful when selecting fabrics for a new quilt project... but there's so much more. Through individual and group projects, we'll learn the language of color and fabric and we'll explore how to put any two or more fabrics together and have them work perfectly. At the end of the day, you'll be able to confidently select fabrics to get the look that you want.

Instructor: Keith Dommer

Cost: \$40

Date: Wednesday, 5/13 @ 11:30am to 3:30pm



Color 102—Color Workshop

Prerequisite: It's More Than Color 101

Your color workshop will be a two part experience: Selecting a Color Palette and Making it Mine. Selecting a Color Palette - Working with a fabulous focus fabric or inspiring photo, you'll use color swatches to create your beautiful color palette. Then, with all the store's bolts and fat quarters at your fingertips, you'll confidently pick fabrics for your next quilt project. Making it Mine - Have you ever seen someone else's beautiful quilt and you want to make it, but you want to make it yours and not theirs? We'll review several Theirs/Mine examples and explore numerous ways of using color to help you put your personal stamp on your next quilt project.

Instructor: Keith Dommer

Cost: \$40

Date: Wednesday 6/10 @ 11:30am to 3:30pm





BEGINNING QUILTERS CONT.



Jitter Bug

It's an interconnected dance of simple shapes that looks more complicated than it is. Use five favorite fabrics to build some strip sets, and with easy sewing you'll be done before you know it.

Instructor: Maria Barr

Cost: \$35

Date: Saturday 5/16@ 9:30am-3:30pm


Maria's Finish that P H D

Did you take a class with Maria and forget to finish? Did you leave class with a Project Half Done? That means you have a P H D - and it's time to finish it! Bring it back to class with Maria and she'll help you get it done!

Instructor: Maria Barr

Cost: \$25

Date: Saturday 8/8@ 9:30am to 3:30pm



Sashiko Choice

Learning this wonderful Japanese embroidery technique in any pre-printed pattern you would like is fun & serene. Whether you are doing "Butterflies and Sashiko" or other Sylvia Pippen kits, or one of your own, we will have a wonderful moment in handwork.

Instructor: Gail Shannon

Cost: \$40

Date: Monday 7/20 @ 10:30am to 3:30pm

Second Time Around With Susie

Do you have a "partial" Susie Weaver project at home? Need a bit of help moving it toward completion? Here's your chance to do just that! Sign up and let Susie know the project title and get that extra bit of assistance you need!

Instructor: Susie Weaver

Cost: \$30

Date: Friday 7/3@ 10:00am to 3:30pm

*Class not eligible for the 10% discount



BEGINNING QUILTERS CONT

The Envelope Please

- Not every quilt needs a binding --- some just need to visually end! Susie's simplified 'envelope' technique can give your smaller quilts a lovely 'knife-edge' finish without much fuss. Great for table runners – placemats – miniature quilts – wall hangings and other smaller quilt projects.

Instructor: Susie Weaver

Cost: \$35

Date: Tuesday 7/21 @ 9:30am to 3:30pm

The Victory Lap with Lynda



Have a quilt from a previous class that's almost there? This is your moment! Join Lynda for The Victory Lap – a fun, encouraging session designed to help you finish what you started. Bring your unfinished project from one of her classes, and together we'll problem-solve, make decisions, add those final borders or whatever it takes to move your quilt closer to the finish line. Whether you need a little guidance, a little motivation, or just a dedicated block of time to focus, this class is all about progress – and celebrating it. Let's take that final lap together and turn your WIP into a win!

Instructor: Lynda Luiten

Cost: \$25

Date: Monday 8/17 @ 9:30am to 3:30pm

*Class not eligible for the 10% discount



Thread Painting with Gail

Thread Painting is so much fun! It adds texture to collage, landscapes, flowers, and embellishments to applique or any quilt, especially those art quilts. Learn to think creatively and learn a technique, too!

Instructor: Gail Shannon

Cost: \$55

Date: Monday 5/11 @ 10:00am to 3:30pm

Wrap It Up With Kathie

Do you have UFOs you started in any of Kathie's classes over these past many years? Are you tired of looking at all the pieces and wondering what to do next? Just bring your project(s), enjoy a fun day stitching and receive any help you want or need.

Instructor: Kathie Miller

Cost: \$25

Date: Saturday 7/25 @ 9:30am to 3:30pm

*Class not eligible for the 10% discount



NOVICE QUILTERS

A Bigger Taste of Bargello

With bargello quilts becoming more popular, perhaps you would like to try your hand at making one. Come let Susie guide you through that process in this BIGGER taste of bargello class. This two session class allows more time to explore fabric selection and color placement, as well as strip set construction and simple bargello design principles. There will be design options offered. Susie still says it's the most fun of all!

Instructor: Susie Weaver

Cost: \$50

Dates: Mondays 7/6 @ 10:00am to 2:00pm & 7/13 @ 9:15am to 3:45pm



A Bit of the 4th

Pretty sure it must be a rule that you can't let the 250th anniversary of our country go by without making a red, white and blue quilt so when I saw this great set of batiks I got busy. Sets of light and dark (or contrasting) fabrics is all that is needed. Everything works! The sample has a consistent light so that is another option. Dig through your "collection" and find whatever fabrics make you happy

Instructor: Kathie Miller

Cost: \$35

Date: Wednesday 6/17 @ 9:30am to 3:30pm

BloomBerry Zipper Pouch

Do you want to make a fast and fun little project? These are some, just-for-fun sewing - projects by Minki Kim's latest fabric collection. Join Tawnya, we will make one of these uber cute zipper pouches using a printed **Zipper Pouch Panel!** It's so clever. And the results are SUPER cute. Panel KIT AVAILABLE

Instructor: Tawnya Freeman

Cost: \$35

Date: Friday 8/7 @ 9:30am to 3:30pm



Curvy Mosaic

Fun way of learning curved piecing. Students will use the curve appeal by fabric cafe book again. Templates will be provided in class. Fabric background can be light or dark with high contrast for the mosaics

Instructor: Ruth Foster

Cost: \$40

Date: Thursday 6/18 @ 9:30am-3:30pm



NOVICE QUILTERS CONT.

Daisy **NEW!**

I am hopeless when it comes to growing flowers in my garden but let me play in my stash, give me a good pattern and I have wonderful posies. These blocks are big so if you don't need a quilt, make a table runner, pillows, seat covers or a great tote. Each flower comes from a fat quarter with some background so get your imagination going

Instructor: Kathie Miller

Cost: \$35

Date: Wednesday 8/26@ 9:30am to 3:30pm



Diamond Head Quilt **NEW!**

Diamond Head Quilt uses this great pattern and is a versatile one! Displayed in Kaffe fabric but plenty of options. Contrasts make it shine. Dream about the fabrics and the size as the pattern gives you information from creating a table runner to a King size quilt. Every time you make this quilt it shows a different personality.

Instructor: Gail Shannon

Cost: \$55

Date: Monday 6/22 @ 10:00am to 3:30pm

Exploding Heart America **NEW!**

Come join us for America's 250th birthday celebration with the exploding heart American flag. This quilt looks complicated but is not. You will actually sew no half square triangles.

Instructor: Ruth Foster

Cost: \$40

Dates: Fridays 5/15 & 5/29@ 9:30am-3:30pm



Feathers



Birds of a feather flock together...if you've been wanting to make a bird quilt, let's get together so you can create your own flock! This sweet quilt features little birds in fun Tilda fabrics, and you can easily scale yours up or down to make a project of your own size and fabric preference - and it's Layer Cake friendly! The piecing isn't difficult, and we'll explore a few tools and tricks during class to make the process of making these sweet birdies even more of a "tweet!"

Instructor: Lynda Luiten

Cost: \$40

Date: Tuesday 6/16@ 9:30am to 3:30pm



NOVICE QUILTERS CONT.

Finish your Judy Project

Do you have a Judy Neimeyer project that you have started that is buried deep in the closet? Or you have wanted to start one, but not sure where exactly to start? It is now time to dust it off and get to work. Tawnya will help guide you through your project to be able to complete it.



Instructor: Tawnya Freeman

Cost: \$40

Class is 9:30am– 3:30pm

May 30, or June 5 or 29, or July 14 or 29

*Class not eligible for the 10% discount

Finishing School

Finishing School: Do you have unfinished projects? Do you need some help figuring out how to finish your project? Do you just need some time to work on your current project? This class is for you. Bring anything you are working on and Jean will be there to offer help, encouragement and advice so you can move forward and get that project done (or at least farther along).

Instructor: Jean Biddick

Cost: \$40

Class is 9:30am– 3:30pm

May 5, or June 3, or July 7, or August 3

*Class not eligible for 10% discount



Flower Toss

Sweet flowers start as squares and there are so many options! There's no paper piecing, no templates, nothing fussy - let the fabric play and let's have fun!

Instructor: Maria Barr

Cost: \$40

Date: Friday 8/28 @ 9:30am to 3:30pm

Fun with Mini's III

Fun with mini's III a new twist on mini's. We will work through 6 mini projects from a variety of designers. These are great scrap busters and super fun to make. Take one or all of these mini projects.

Instructor: Tawnya Freeman

Cost: \$35 per class

May: Friday, 5/8 @ 9:30am to 3:30pm

July: Friday, 7/10 @ 9:30am to 3:30pm





NOVICE QUILTERS CONT.



January Fun with Mini's III Revisited **NEW!**

The Mini House Quilt and The Sew Quilt will be the focus for this class. This is your opportunity to dip your toes in these fun mini projects.

Instructor: Tawnya Freeman

Cost: \$35 per class

Date: Friday 5/1 @ 9:30am to 3:30pm

Heirloom

An easy bed-sized quilt with a happy graphic look and unique construction - no paper piecing and no special rulers, just a bit of organization and lots of fun!

Instructor: Maria Barr

Cost: \$40

Date: Friday, 7/17 @ 9:30am to 3:30pm



Lotus Flower



The pattern was designed by Judy and Bradley Niemeyer and creates an introductory pattern. The paper piecing can be completed in just a several hours and used to learn basic paper piecing techniques . Including a slight curve. This two part class will teach you how to complete each unit and the second class will teach you how to put it all together.

Instructor: Tawnya Freeman

Cost: \$50 per class

Date: Mondays 6/1 & 6/8 @ 9:30am to 3:30pm

KITS AVAILABLE



Machine Applique Refresher

If you've previously taken one of Keith's turned-edge machine applique classes, consider this refresher course! It's perfect if you want to: 1) complete your previous class sample, 2) learn techniques for points and inside curves, 3) refresh your turned-edge applique skills, and/or 4) apply your applique skills to your new project. During class, you can work on a project from a prior class, start a new Keith block with points and inside curves, or plan and start your new project. This could also be an ideal opportunity to tackle your oval frame ring border.



Instructor: Keith Dommer

Cost: \$35

Date: Wednesday 7/22 @ 9:30am to 3:30pm



NOVICE QUILTERS CONT.

Octagon Star



These stars spin and swirl and show off pretty center OCTAGONS - not the squares you might expect! Construction is not nearly as mysterious as it looks, and it's fun to see these the big blocks come together so quickly for an easy bed-size quilt.

Instructor: Maria Barr

Cost: \$40

Date: Friday, 6/26 @ 9:15am to 3:30pm

PopStar– Intro to Judy



Say hello to PopStar! This 50" x 50" quilt from Quiltworx's Kaleidoscope Mixer series is a fun quilt that offers strip piecing and gentle curves. Want to expand your paper piecing skills then this is a perfect class to do that. This is a two part class. The first class we will spend time working through the paper piecing elements and the second class we will put it all together. Whether your new to Judy or you have experience. This quilt is sure to please. Join Tawnya for this fun project!



Instructor: Tawnya Freeman

Pre-Requisite: Paper piecing experience.

Cost: \$50

Pre-prep class: 8/5 @ 3pm

Date: Wednesdays 8/12 & 8/19 @ 9:30am to 3:30pm

KITS AVAILABLE



Rio Samba



Gather up your fat quarters and/or leftovers and get ready to play. Simple cutting and piecing allows you to experiment with whatever arrangement of color and design makes you happy. Let your imagination run free and I bet you can complete your top in class.

Instructor: Kathie Miller

Cost: \$35

Date: Monday 8/10 @ 9:30am to 3:30pm



NOVICE QUILTERS CONT.

Scrap Petal Garden



Learn turned-edge invisible machine applique while making a fun Scrap Petal Garden quilt. The pattern is from Cabin in the Woods Quilters and it looks great in the Tim Holtz fabrics available as a kit from The Quilter's Market. Scrap Petal Garden also looks wonderful with scraps from your stash. On Day 1 of this 3-day class, we'll discuss backgrounds and you'll learn to create your turned-edge petals. On Day 2, you'll learn to machine stitch your small petal flower to a small section of your background. On Day 3, you'll learn to machine stitch your large petal flowers to larger sections of your background. **Kits are available.**

Instructor: Keith Dommer

Cost: \$75

Dates: Thursdays, 8/6, 8/13, & 8/20 @ 11:30am to 3:30pm

Sew Fun with Hyde

Join Hyde for a fun day for catching up on some much needed sewing time. Bring whatever project you'd like to finish (or maybe get a head start on a new one). Caution...there will be friendly chatter, relaxed atmosphere and you may make a few new friends too! You are welcome to bring a lunch or bring cash for ordering lunch.

Instructor: Hyde Stewart

Cost: \$15

Class is 9:30am– 3:30pm

Dates: May 6 or 18, June 2 or 9, July 2 or 28, or August 5 or 21

*Class not eligible for the 10% discount or 20% coupons

*Class sign ups limited to 2 classes per person

Sonoran Saguario




This Saguario is designed by a local designer from the Copper Thimble Makery's Sonoran Saguario Quilt. Join Tawnya to make either 1-block mini quilt or 12-blocks for a lap quilt. You will not be able to make just one! This is a traditionally pieced quilt, using the flip and sew method.

Instructor: Tawnya Freeman

Cost: \$35

Date: Thursday 5/7@ 9:30am to 3:30pm





NOVICE QUILTERS CONT.

Strips and Stars **NEW!**

Just look at what a set of 2 1/2" strips and a couple of yards of fabric for your stars can become. Pick reds and blues and you can really create "Stars and Stripes". Or pick your favorite colors that make you smile. This can be any size you wish and the stars will come together quickly as we make the flying geese 4 at a time.

Instructor: Kathie Miller

Cost: \$35

Date: Tuesday 5/12@ 9:30am to 3:30pm



Tag It's Floral **NEW!**

A floral wreath for your table or wall, add a border for a sweet baby quilt, or rearrange the blocks for a runner - there are lots of options. In brights or pastels, or all mixed up; jelly roll strips or scraps, this is a fun and easy, cheerful little quilt.

Instructor: Maria Barr

Cost: \$40

Date: Saturday 6/13@ 9:30am-3:30pm

Talavera Collage Final Act...



This will be the final offering for this class.

Have you wanted to try collage, but waiting for the right project to come along? Well, this beautiful Talavera pot and baby quail is just the right opportunity to get you started. This is a two-part class using the Emily Taylors method. With 2 weeks between classes. This means you will have to do some homework. We will explore your creativity making this beautiful project inspired by the world around us in Southern Arizona. Join Tawnya as you learn this fun an creative way to make beautiful art quilts. **Starter Kits available**




Instructor: Tawnya Freeman

Cost: \$55

Dates: Fridays 7/31 & 8/14 @ 9:30am to 3:45pm



NOVICE QUILTERS CONT.



To a Tee:

Have you been saving those favorite T-shirts but don't know how to proceed? Let Susie guide you beyond the basics of preparing the shirts for use into designing them into a one-of-a-kind quilt. Frame one special shirt into a wall hanging or group multiple shirts into a larger project.

Instructor: Susie Weaver

Cost: \$45

Dates: Tuesday 8/18 @ 10:00am to 12:00pm & 8/25 @ 10:00am-3:00pm

Turned-Edge Machine Applique


Want the beautifully finished look of needle-turned hand appliqué but don't have the time or desire to appliqué by hand? Let Keith show you the fast, easy and fun steps of preparing the turned-edge appliqué shapes and stitching them down invisibly by machine. The cute flower pattern with large, easy-to-learn shapes will let you practice the essential skills for both inside and outside curves and both inside and outside points. Preparing the appliqué shapes - Keith will show you the tips and techniques for turning edges over a leave-in appliqué foundation and glue-basting them down. Stitching them down - Keith will help set up your machine for the best invisible appliqué stitch and show you the tips and techniques for positioning your shapes and stitching them down.



Instructor: Keith Dommer

Cost: \$50

Dates: Fridays, 6/12 & 6/19 @ 11:30am to 3:30pm



The Zen of Collage

Are you needing a quiet relaxing day of fabric art where you don't have to worry about coloring between the lines? A day away from lugging sewing machines, mounds of fabric, tools & leaving the seam ripper at home? Join me for a day of creating collage pieces without any stress. Bring your project, fabric pieces & supplies and let the new phrase be...Collage take me away!

Instructor: Hyde Stewart

Cost: \$25

Class is 9:30am- 3:30pm

Dates: May 26, June 30, or August 24



INTERMEDIATE 1 QUILTERS CONT.

Cubes

Susie has “mapped out” the way through these dramatic cubes. Careful placement of the light, medium and dark fabrics create these awesome 3D blocks. Use them together (as in the class sample), or insert them into your ‘one block wonder’ quilts.

Instructor: Susie Weaver

Cost: \$40

Date: Friday 7/24 @ 9:45am to 3:45pm



Miter Madness

If you knew Susie . . .”, you would know she loves to match things and miter corners . . . here’s your chance to sample the techniques she uses to simplify multiple-fabric mitered corners with “matchy” places. What a great way to frame a single special block (one of your machine embroidered masterpieces, perhaps?) or take advantage of the many beautiful fabrics available to make a unique wall-hanging. This technique can be used when adding multiple borders to your larger quilts so why not get it figured out on a smaller project that you can finish. Great for a holiday gift!!

Instructor: Susie Weaver

Cost: \$40

Date: Wednesday 6/24 @ 9:15am to 3:45pm

Norene's Large Vinyl& Ruler Project Tote

Join Norene for this fun and functional Vinyl project and ruler tote. This is a one-day class, where you get to sew and work with vinyl. Finished size 21.5x 26 Holds your 6.5”x24” ruler.

Instructor: Norene Kukhahn

Cost: \$25

Date: Tuesday 8/11 @ 9:30am to 3:30pm



Poppins Bag

It’s back by popular demand. But with a new teacher. Large Poppin's Bag. Join Norene in this three part class as you learn how to make this popular bag. You wont want to make just one! This is a three part class.

Instructor: Norene Kukhahn

Cost: \$60

Dates: Wednesdays 7/1, 7/8, & 7/15@ 9:30am to 3:30pm



INTERMEDIATE 1 QUILTERS CONT.

Sew Together Bag



I hope you will come and join me in having some fun in making the “Sew Together Bag.” It has many potential uses—examples holding your sewing supplies, school supplies, make-up, towelettes, etc. This pattern can look very intimidating. You’re thinking Zippers!!! Do not be afraid, let me share just how much fun this pattern can be. So, let’s make it fun, funky, and seasonal if you like. Hint: They make great gifts too.

Instructor: Norene Kukhahn

Cost: \$40

Dates: Wednesdays 5/20 & 5/27 @ 9:30am to 3:30pm

Steampunk Fairytale



This beautiful quilt designed by Judy Niemeyer, includes four teachable sections. The class will be broken into a 5-month class where we break-down each section per month and then a final class for assembly. This pattern is available in Quiltster! This means you can have Tawnya color it for you or color the quilt with your favorite fabric collections in Quiltster before you make it.

Instructor: Tawnya Freeman

Cost: \$175.00

Class is 9:30am– 3:30pm

Session I: Saturdays, 4/25, 5/23, 6/27, We will skip July 8/22 & 9/26

Session II: (Poppy’s) Thursdays, 4/23, 5/28, 6/25, 7/16 & 8/27

Session III: Saturdays 5/2, 6/6, 7/11, 8/1, & 9/5

Steampunk Fairytale Sit & Sew **NEW!**

Prerequisite: Currently enrolled in Steampunk Fairytale

Join Tawnya for a little extra class time to work on your Steampunk Fairytale. This class is in addition to our scheduled classes but is perfect if you need a little extra time to work on your project.

Instructor: Tawnya Freeman

Cost: \$25

Class is 9:30am– 3:30pm

Dates: 5/9, or 6/23, or 7/30, or 8/29





Beginning Quilter: You can operate a sewing machine and sew a straight line



Novice Quilter: Beginning Quilter plus you can use rotary cutter and rulers, able to sew an accurate 1/4" seam. If you recently completed Intro to Quilting you are probably at this level.



Intermediate 1 Quilter: Skills 1 and 2 plus you have finished several quilt projects.



Intermediate 2 Quilter: Experienced quilter



This is a new class offering



Video Series

**STARTER
KIT**

QUILT KIT
AVAILABLE

Kits are available for purchase

The Quilter's Market

7601 E. Speedway Blvd.
Tucson, Az 85710

Phone: (520) 747-8458

website: www.thequiltersmarket.com

E-mail: sunshine@thequiltersmarket.com



Quilter's Market Class Policy

- Students will receive a 10% discount on class supplies purchased at The Quilter's Market. Please notify us before we ring up the sale that you are purchasing class supplies; we are unable to reward the discount once the purchase is completed. While we will make every effort to have all necessary supplies prior to class, it is best not to wait until the day of class to purchase your supplies.
- Classes without a supply list are not eligible to receive the 10% discount. Classes are note in the newsletter with this notation—*Class not eligible for 10% discount
- Payment in full must be made at time of sign-up.

A full refund in the form of a QM Gift Card will be made for student withdrawal made at least 7 days before the start of class. We regret we are unable to extend refunds for student withdrawal after that date.

Important Update: If you are going to be late for a scheduled class, please make prior arrangements with your instructor. If you do not make prior arrangements, students arriving 30 minutes late will forfeit the class.