

The
QUILTER'S market
----- fun - friends - fabric -----

7601 E. Speedway Blvd
Tucson Arizona 85710
520.747.8458
www.thequiltersmarket.com
quiltersmarket@hotmail.com

Classes Sept-Oct 2020

Class Signups Begin at 9 am Wednesday August 19th

We're doing things a little different this time for classes.

Students are limited to 4 per class and we ask that you **CALL** the store to SignUp.

Our number is 520-747-8458.

In person SignUp is limited to 9am - 11 am across the parking lot.

We request that you wear a mask, and keep the appropriate social distance apart.

All Bees, as well as BlockBusters have been postponed until further notice.

We're Back!

Amidst all of the uncertainty and currently changing situation, We remain open to serve you, and your quilting needs.

If you would like to shop in-store, We ask that you call and make an appointment, as to maintain social distancing.

Masks are required when shopping in-store, and during class. We're sorry, no exceptions.

We are still offering curbside pickup, if you prefer.

Listed below are our temporary hours. We will continue to create and inspire, and truly appreciate the quilting community we are so lucky to be a part of.

We love you from the bottom of our hearts! Be Well.

Temporary store hours:

Monday - Saturday 9-4
Sunday 11-4

**Shop will be closed for:
Mon Sept 7th (Labor Day)**

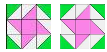
Classes

What do the Star Blocks Mean?

In an effort to enhance your class experience at The Quilter's Market we've revised our class level descriptions to help you determine which classes will best suit your skill level and interests. Your class experience will be most rewarding if you choose one that is at or below your experience level.



Basic 1: You know how to operate your sewing machine and sew a straight line with it.



Basic 2: You have the above skills, plus you know how to use a rotary cutter and ruler and are able to sew an accurate 1/4" seam. You have had some quilt piecing experience. If you recently completed the Introduction to Quilting: Sampler Quilt class you are probably at this level.



Basic 3: You have the above skills, plus you have at least several quilting projects under your belt. You are more experienced than the Basic 2 quilter.



Experienced: You have the above skills & experience & are looking to broaden your quilting horizons and/or sharpen your skills.

These levels are designed to serve as a guide in class selection, but if you have questions, don't hesitate to ask a member of our staff or the class teacher for more information. We want your class experience at TQM to be productive, rewarding – and fun!



Intro to Quilting: Sampler Quilt

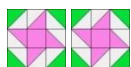
Are you new to quilting? Maybe you're not so new, but feel you somehow missed the "basics" when you started out? Join Tawnya for this fun five-week class that covers all the steps in constructing a small quilt top. You'll learn how to cut correctly, sew an accurate 1/4" seam allowance, press and make classic quilt blocks that you'll sew together into a top and border. We'll end with a discussion of the basics of machine quilting and binding your quilt. You'll finish with a good understanding of all the steps needed to make a quilt and be ready to take on your next project!

Instructor: Tawnya Freeman

Tues Sept 8, 15, 22, 29 & Oct 13 • 9:30 am – 12 pm **OR**

Wed Sept 30, Oct 7, 14, 21 & 28 • 5 pm – 7:30 pm\$125

New!



Scrap Crazy: Crazy Cakes

Hot off the press: there is a new scrap crazy ruler set. This ruler set changes the type of 8 inch block you can create. In class, you will learn to make the new block using a 10 inch layer cake plus some background to create another version of a scrappy quilt. If you love scrappy quilts then this is a quilt for you.

Instructor: Mary Ann Solano • Mon Sept 21 • 9:30 am – 3:30 pm.....\$35



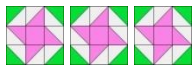
New!



Catawampus

Everyone loves an Irish Chain so now you can make one that takes a perky step away from the traditional. Use scraps if you wish, or pick a color theme - it is all up to you. The quilt has simple piecing and almost no matching. Join us for the fun while you create this happy quilt.

Instructor: Kathie Miller • Fri Sept 4 • 9:30 am – 3:30 pm\$35



Mystery at the Market

Something a bit different this time – the quilt will be queen-size. For those who do not want a large quilt, there will be an option for using the same blocks to make three smaller quilts. Join Clue Master Jean Biddick as she presents the famous Quilter’s Market Mystery Quilt. Class is held over two extra-special sessions filled with fun and intrigue as you unravel the clues to her custom designed quilt. Because the quilt is so big and there is more sewing than usual, there will be three weeks between the sessions instead of the usual two weeks between sessions. Solve the clues one-by-one as the class unfolds. You’ll be guessing until the very end and we guarantee you’ll have a great time!

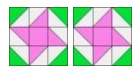
Please Note: Since we are limited to 4 students per class, we are offering 3 separate class sessions to accommodate 12 students for some of our popular classes. Please choose one of the following class sessions.

Instructor: Jean Biddick

Wed Oct 7 & 28 **OR** Sat Oct 10 & 31 **OR** Sat Oct 17 & Nov 7 • 1 pm – 4:30 pm\$60



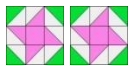
New!



Safari Adventure

Here is a perfect example of how to learn a few basic techniques, build some blocks and create a quilt that is unique to you. Match the sample, match the pattern or go on your own “Safari Adventure”. How involved you make the final design is up to your imagination. It is all built from 2 ½” strips so you know that it will be a pleasure to stitch.

Instructor: Kathie Miller • Thurs Sept 24 • 9:30 am - 3:30 pm.....\$35



Sound Waves

Ever wonder how to get nice sharp points without paper piecing? This class taught by Jessica will teach you how to do just that. The technique is a guided improv that results in perfect sharp points every time. This fun and easy class uses 2 ½” precut strips but can be applied later to any size strip!

Please Note: Since we are limited to 4 students per class, we are offering 3 separate class sessions to accommodate 12 students for some of our popular classes. Please choose one of the following class sessions.

Instructor: Jessica Caldwell

Thurs Sept 10 • 9:30 am – 4:30 pm **OR** Thurs Sept 17 • 9:30 am - 4:30 pm **OR**

Tues Oct 6 • 9:30 am – 4:30 pm.....\$40

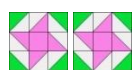


Modern Mustard

A fun modern quilt, all symmetry and angles but no triangles! Your favorite jelly roll or strips from stash, plus some background and fun borders.... It’s easier than it looks to make a large bed quilt, or down-size it for a smaller quilt.

Instructor: Maria Barr • Fri Oct 30 • 9:30 am – 5 pm.....\$35

New!

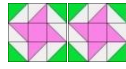


Definite Plus

You don’t have to be a former math teacher to love this terrific graphic quilt. All you need are some 2 ½” strips plus the background and sashing fabric to make this masterpiece. A few hints to help the grids line up along with some careful stitching and the quilt is ready to impress family and friends. **Kits Available.**

Kathie Miller • Mon Oct 12 • 9:30 am – 3:30 pm.....\$35



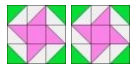


Great Scrap Sew In

Rumor has it that a few of you have a stash of scraps, odds and ends that are just too good or too pretty or too big to toss. Here's your chance to put them in use in a super easy and fun project and we will do the cutting! Choose one of the four shapes offered and then bring us your scraps ahead of time (see the supply list for guidelines) and we will cut them into precise 2 1/2 or 5 inch squares, half square triangles, or tumblers using our AccuCut machine. Come to class ready to sew and have a fun day of non-stop sewing with Mary Ann.

Instructor: Mary Ann Solano • Sat Sept 5 • 9:30 am – 3:30 pm.....\$15

New!



Criss Cross

One of the joys of quilting is taking a block that on its own is unremarkable yet joins up to create an amazing design and interesting secondary patterns. It will be up to you as you construct your quilt to decide what makes you happy. With this pattern you will also be able to extend the design out into the border, adding even more interest into finished project.

Instructor: Kathie Miller • Mon Oct 19 • 9:30 am – 3:30 pm\$35



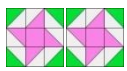
New!



Summertime

Summer isn't all about red-white-and-blue and fall can be any color you want – why not florals - or batiks - or solids - or even snowflakes! Choose your favorite layer cake and some background, and let's play with a classic block, updated with new tools to make it easy. As written the quilt is about 65 x 81 – perfect for a dorm quilt – or you can size it down a bit and add a border like the sample, finishing at about 63 x 71 for a great couch quilt. Either size would make an easy holiday gift.

Instructor: Maria Barr • Sat Oct 3 • 9 am – 5 pm\$35



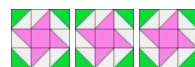
Springtime Ties That Bind

It's Spring! Let's celebrate with another completely different version... In springtime brights let's make a flower garden! Or, since current events have taken us right past spring, use greens and reds and start your holiday quilt early, or pull your favorite colors out of stash and make it your own. Bear paws, flowers, or wreaths; Irish chains, garden paths, or holiday garland – It's just one block, with so much potential and so many layouts; simple changes create a completely different quilt. Angles and triangles, strips and squares –and lots of tips and tricks to make it easy.

Instructor: Maria Barr • Fri Aug 28 & Sept 11 • 12 pm - 3:30 pm.....\$40



New!



Happy Together

This is the most fun quilt both visually and the process of sewing. Picking out fabrics for the little outfits and the hair styles is such great fun! Make the whole quilt or maybe a few little people to represent your family and friends!

Instructor: Mary Steele • Thurs Oct 1 & 8 • 9:30 am – 3:30 pm.....\$45





Row Your Kaleido

In this quilt, fabric placement creates the illusion of vertical rows, giving these (Stack n' Whack) kaleidoscope blocks a different visual personality than some settings. The small 4 patch blocks in the setting triangles add an interesting touch.

Instructor: Susie Weaver • Wed Sept 16 & 23 • 9:30 am – 3:30 pm.....\$55

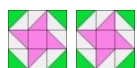


Mirror Image Bargello

Open the door to more Bargello design possibilities with this simple wallhanging project. Color placement, strip set construction and basic Bargello techniques are applied with this dramatic diamond shaped mirror image variation as the end result! Susie has even made this one 'fat quarter friendly'.

Instructor: Susie Weaver • Mon Sept 28 & Oct 5 • 9:30 am - 3:30 pm.....\$55

New!



Vertigo

This is one of those quilts that you will be making again and again. It is fast, fun and a fabulous design. All you need is a variety of 2 1/2" strips, a great accent fabric and a few hours to happily stitch. You will be thrilled with the results.

Instructor: Kathie Miller • Wed Oct 21 • 9:30 am – 3:30 pm\$35



Antelope Canyon

Inspired by Arizona's striking slot canyons, Antelope Canyon uses straight strips of gorgeous fabrics and simple stitching to create this stylized southwestern vista. In class you'll learn how to cut carefully and keep everything organized to achieve this gorgeous result.

Instructor: Kathie Miller • Wed Sept 9 • 9:30 am - 3:30 pm\$35

New!



Nebula Quilt Skill Builders

If you've signed up for the Nebula Quilt Block of the Month, Tawnya is teaching Skill Building classes to help you get comfortable with the tools and techniques that you'll put to work making Nebula in 2021. Her goal is to help you familiarize yourself with using the Hex N More & Super Sidekick (or Sidekick) rulers, cutting, & piecing shapes from the rulers. She'll help you work through small, approachable patterns so when Nebula starts, you are more than ready to create your own out-of-this-world Nebula Quilt!

Please Note: These classes are in addition to the Nebula Block of the Month program.

Quilter's Market is delighted to offer these rulers to our students.

Instructor: Tawnya Freeman

Seaside • Fri Sept 18 • 9 am- 12 pm **OR** 1 pm – 4 pm.....\$20 each

Lucky Charm • Wed Sept 30 • 9 am - 12 pm **OR** 1 pm – 4 pm.....\$20 each

Jawbreaker • Sun Oct 4 • 11 am – 2 pm.....\$20

Rock Candy • Thurs Oct 22 • 9 am - 12 pm **OR** 1 pm – 4 pm.....\$20 each

Did you know...

*We specialize in custom Judy Niemeyer kits?
We'd love to create one especially for you!
Ask us for details.*

Something Different



New!  **Gazebo Table Topper**

If you are looking for a quick and easy project Jessica has just the project for you. You will learn how to use this Hex n' More ruler by Jaybird Designs to make this versatile and fun table topper that is great for all seasons.

Instructor: Jessica Caldwell

Thurs Oct 29 • 9 am – 12:30 pm **OR**


Thurs Oct 29 • 1 pm – 4:30 pm\$30

 **Scrap Crazy: Christmas Star Table Runner/Bed Runner**

Depending on the number of stars you want to make, you can create a three or more star table or bed runner or make 12 stars and complete a quilt top. In class, you will learn how to use the Creative Grid Scrap Crazy 6-inch block ruler set to make a star, how to piece the scrap crazy block, and how to put your blocks together.

Instructor: Mary Ann Solano

Wed Oct 14 • 9:30 am - 3:30 pm.....\$35



 **Collage Fun**

So many of us have had fun creating our own figure of Laura Heine. Which one will you do? Have you seen the new additions of a Pink Cadillac, Shoe, Mini-Packs? Join us for a 'play date' where fun is the name of the game!

You pick the Heine pattern.

Instructor: Gail Shannon • Sat Sept 12 **OR** Sat Sept 19 • 10 am – 4 pm.....\$45

 **Create Your Own Collage**

Your imagination will shine as you create YOUR OWN collage with the SUBJECT you want. The prep and first part of the class will first prepare your picture preparation and the second part will having you bring your figure to life. **BE SURE TO DO THE PREP.** We always have fun. I can hardly wait to see the great results! Cat, dog, bird, person, landscape....what will it be? Join in and see what all of us are doing! Great gift idea.....

Instructor: Gail Shannon • Sat Sept 26 • 10 am – 4 pm.....\$45



New!  **Becca Bag**

Ever wanted to make a bag, but not sure where to start? Well, this is the perfect project for you. The Becca Bag is a fat quarter friendly pouch that will teach you some good bag making basics. You even learn this quick and easy method to reattach a zipper pull to the zipper.

Instructor: Jessica Caldwell • Thurs Oct 15 • 9 am - 12:30 pm.....\$30

New!  **Sunflower Table Runner**



We thought we would bring back a popular favorite from our Sew Kind of Wonderful class schedule. But this time our Sunflower is in a pretty table runner for a quicker project that will enhance your summer table! This tech-nique uses the Mini Quick Curve Ruler that you have been wanting to try!

Instructor: Mary Steele • Mon Sept 14 • 9:30 am – 3: 30 pm\$35

 **Nine Quarter Bag**

This is a really useful (and big!) tote bag designed as an excuse to use those fat quarters that keep calling! Whether it is a new line you can't resist, or treasures from your stash, use your favorite fabrics and color combinations and make a great new bag - for yourself or as a gift. In two sizes, with lots of pockets and as much or as little structure as you want, the Nine Quarter Bag is fun and easy – but it is hard to stop at one . . .

Instructor: Maria Barr • Fri Sept 25 OR Oct 2 • 9:30 am – 5 pm.....\$35



New!  **Sweet Pea Pod**



Aren't these little pouches cute? Can you believe they just take two 10" squares and one zipper (with an extra pull)? Well they do, and they are addicting and fun. You will learn how to reattach a zipper pull, install a zipper, and box your corners. Class is more than enough time to come out with at least 1 finished pouch!

Instructor: Jessica Caldwell • Thurs Oct 15 • 1 pm – 4:30 pm.....\$30

New!  **Poppins Bag**

You won't believe what you can fit into this gorgeous week-end bag. And it looks so professionally made that you will be proud to tell your friends that you made it! The bag measures 18", wide, 12"deep, and 14 " high, with pockets on the front, back, and inside. The Bosal interfacing makes this bag stand up on its own. Just a spoon full of sugar...

Instructor: Mary Steele • Tues Oct 20 & 27 • 9:30 am – 3:30 pm.....\$45



New!  **Tilda's Critter Club**

Join Tawnya in creating these adorable little critters from bunnines, bears, cats, or dolls. Have fun in creating these perfectly imperfect critters. They are perfect projects for anyone who loves to sew and the right size project for new beginners who wants to learn patchwork. The animals can work as decorative pillows and are perfect for children's rooms. **Kits Available.**

Instructor: Tawnya Freeman • Sun Sept 27 OR Oct 25 • 11 am – 3 pm.....\$20

Quilter's Market Class Policies

- Students will receive a 10% discount on class supplies purchased at The Quilter's Market. Please notify us before we ring up the sale that you are purchasing class supplies; we are unable to reward the discount once the purchase is completed. While we will make every effort to have all necessary supplies prior to class, it is best not to wait until the day of class to purchase your supplies.
- Payment in full must be made at time of sign-up.
- A full refund in the form of a QM Gift Card will be made for student withdrawal made at least 7 days before the start of class. We regret we are unable to extend refunds for student withdrawal after that date.
- The Quilter's Market offers a no-cancellation policy; all classes scheduled will be offered.