



## Block #1:


Step 1: Join a  $3 \frac{5}{8}$ " triangle of Fabric 3 and a  $3 \frac{5}{8}$ " triangle of Fabric 4.  
Make 56 of each pair shown.



Step 2: Join the triangle pairs from Step 1 to a  $2 \frac{7}{8}$ " background square.  
Make 56 of these units.



Step 3: Join the unit from Step 2 to the  $5 \frac{5}{8}$ " triangle of Fabric 1.  
Make 56 of these units.



Step 4: Complete the block using four units from Step 3, four background rectangles, and one square of Fabric 1. Sew the rows, then join the rows. Make 14 of these blocks.

